

W2 for Drug Free Youth

Town Hall Forum

April 28, 2015

Walla Walla High School

2014 Healthy Youth Survey

- In the fall of 2014, 223,000 students in grades 6, 8, 10 and 12 participated in the Washington State Healthy Youth Survey (HYS).
- About 1,000 schools enrolled in the survey, representing all 39 Washington counties and 215 school districts.
- **According to the 2014 Healthy Youth Survey, most students (80 percent) do not use alcohol or other drugs.**




Walla Walla County Healthy Youth Survey Student Participation

- 378 (60%) of Grade 6 students
- 399 (62%) of Grade 8 students
- 470 (68%) of Grade 10 students
- 361 (47%) of Grade 12 students

Walla Walla County
- Source: 2014 Healthy Youth Survey

What is the Good News?

- What did students report about alcohol use in the past month?
- **Most students do not use alcohol, and past month alcohol use has declined significantly across all grades surveyed since** 
- The 2014 percentages are:
- 8th grade - down from 15 percent to eight percent
- 10th grade - down from 33 percent to 21 percent
- 12th grade - down from 42 percent to 33 percent

Binge Drinking is Down

- How many students are binge drinking (consuming five or more drinks in a row)?
- **Fewer students report drinking five or more drinks in a row since 2006:**
- 8th grade - down from 9 percent to 5 percent
- 10th grade - down from 20 percent to 11 percent
- 12th grade - down from 26 percent to 19 percent



Drinking and Driving is Down

- What did students report about using alcohol and driving?
- Nearly one in five 10th graders (18 percent) and 12th graders (17 percent) reported riding in a car with driver who had been drinking alcohol. (not so good)
- The following numbers reported driving after using alcohol:
 - **10 grade – 5 percent (down from 7 percent in 2010)**
 - **12 grade – 9 percent (down from 12 percent in 2010)**

2014 Washington State Healthy Youth Survey Facts about Tobacco

- **The overall rate of smoking among youth dropped significantly in the past 12 years.**
- Specifically, smoking by:
- 8 th -graders is about 4 percent (down from about 9 percent in 2002)
- 10th -graders is about 8 percent (down from about 15 percent in 2002)
- 12th -graders is about 13 percent (down from about 23 percent in 2002)



What do Youth Like about WW?

- In the spring of 2015, W2 asked Walla Walla youth at the middle and high school levels:
- “What do you like most about Walla Walla?”

Friends



Small Town

Family



They also Love the Parks!



**Splash Park
Coming Soon!!!**



Small Town with Good Food!



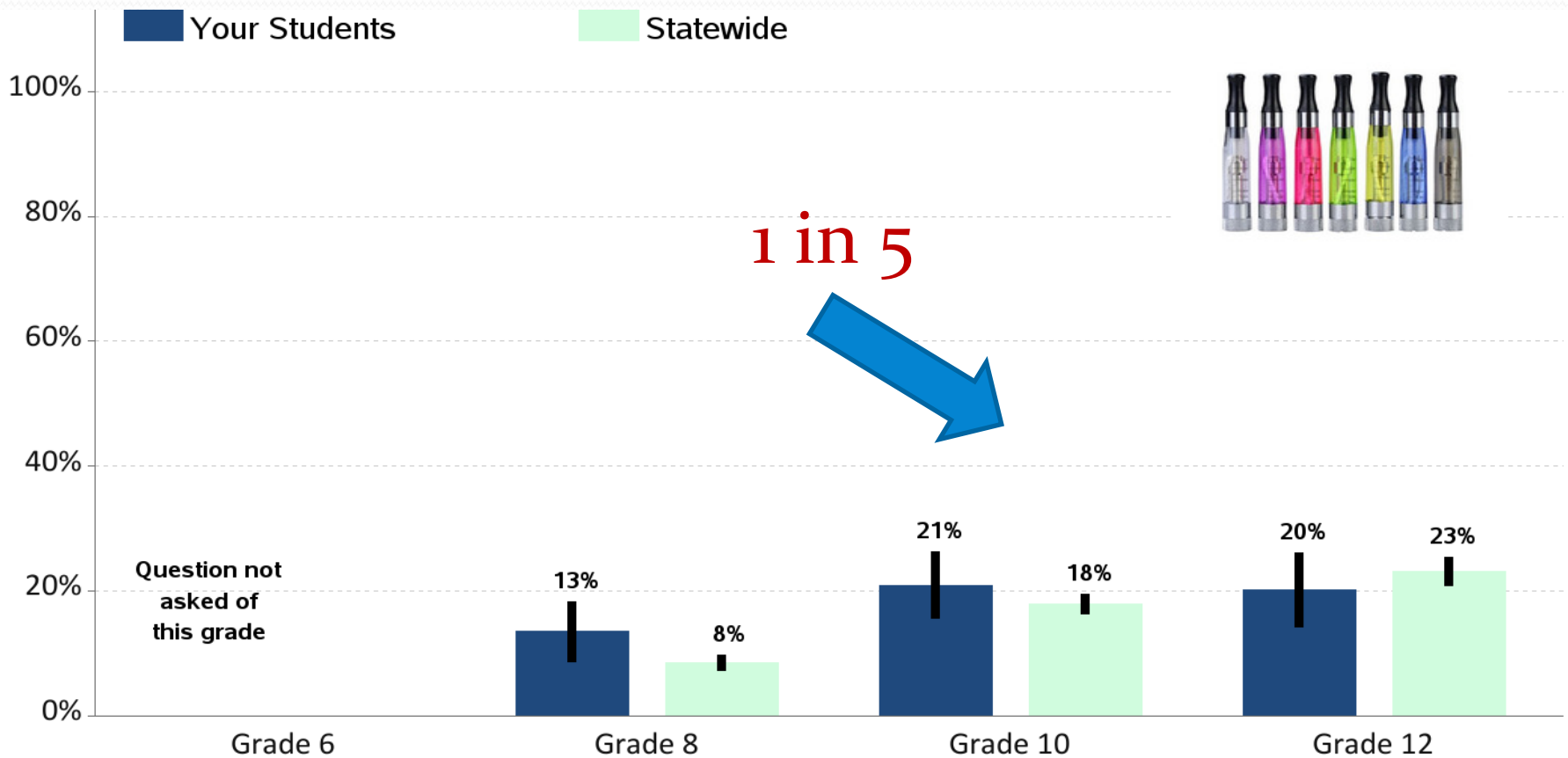
What is troubling?

- Use of e-cigarettes is high across the entire youth population in Washington.
- Marijuana use among 10th grade students higher than the state average.
- Depression levels at the middle school and high school levels.



E-Cigarette Smoking or Vaping

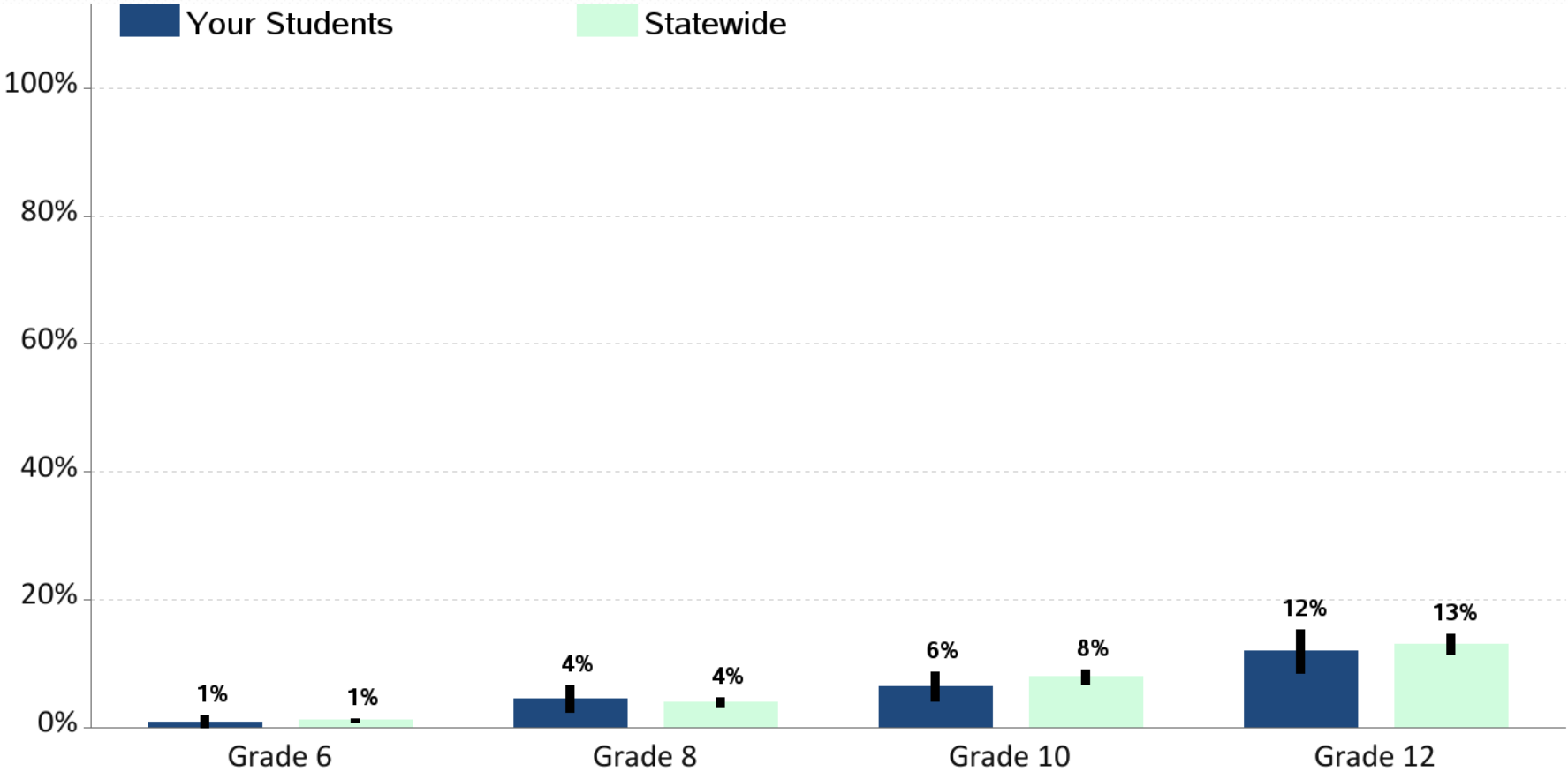
Percent of students who report using an electronic cigarette, e-cig or vape pen in the past 30 days



Walla Walla County
- Source: 2014 Healthy Youth Survey

Current Cigarette Smoking

Percent of students who report smoking cigarettes
in the past 30 days



Walla Walla County

- Source: 2014 Healthy Youth Survey

E Cigarettes

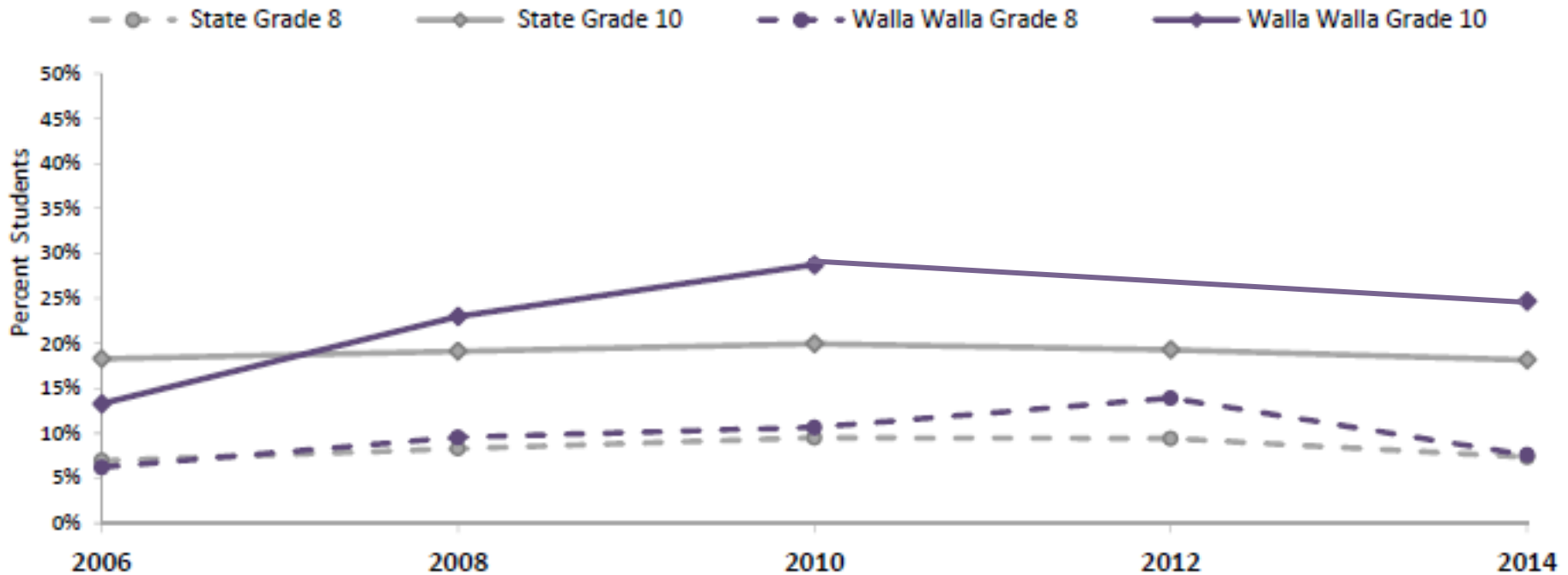
- **Prevalence of e-cigarette use among youth in our state is very high with almost 1 in 5 tenth graders saying they used in the past 30 days.**
- About 23 percent of 12th graders used an e-cigarette/vapor product in the last 30 days
- About 18 percent of 10th graders used an e-cigarette/vapor product in the last 30 days
- About 8 percent of 8th graders used an e-cigarette/vapor product in the last 30 days
- About 13 percent of 10th graders who do not smoke cigarettes reported using e-cigarettes in the past 30 days



Marijuana Use



Current Marijuana Use



Where Do Kids Get Marijuana?

15.9% say they get it from friends

56. During the past 30 days, how did you get marijuana? Choose all that apply.	(n=0)	8 th (n=138)	10 th (n=243)	12 th (n=197)
a. I did not get marijuana in the past 30 days.	**	58.8% (±6.8)	74.9% (±5.6)	76.9% (±6.2)
b. I bought it from a store.	**	0.0% (±0.0)	1.7% (±1.7)	2.2% (±2.2)
c. I stole it from a store.	**	0.0% (±0.0)	1.3% (±1.4)	0.0% (±0.0)
d. I got it from friends.	**	3.4% (±2.5)	11.9% (±4.2)	15.9% (±5.4)
e. I got it at a party.	**	1.5% (±1.7)	1.7% (±1.7)	1.6% (±1.9)
f. I got it from an older brother or sister.	**	1.5% (±1.7)	2.1% (±1.9)	1.6% (±1.9)
g. I gave money to someone to get it for me.	**	0.0% (±0.0)	4.3% (±2.6)	4.9% (±3.2)
h. I took it from home without my parents' permission.	**	1.0% (±1.4)	0.9% (±1.2)	0.5% (±1.1)
i. I got it at home with my parents' permission.	**	0.0% (±0.0)	0.4% (±0.8)	1.1% (±1.5)
j. I got it some other way.	**	1.5% (±1.7)	4.3% (±2.6)	3.3% (±2.6)